



## Power and control on all terrain.

The Mercury Hi-Activity from Endolite is a robust, more compact knee for active amputees. Rated to 145kg level 4 to 150kg level 3, this knee produces a solution for the toughest environments. Combining the robust Mercury frame and popular Catech Rex Hydraulic cylinder, this tough knee utilises the safe 25mm geometry and has super strong needle roller bearings throughout.

The Mercury's tough frame and hydraulic control meet the demands of the most active lifestyles.

- Tough carbon fiber frame
- 125° knee flexion
- Long life needle roller bearings
- Reinforced hydraulic unit
- Variable cadence
- Mode switch for cycling
- Durable urethane kneeler pad
- Compact design

### Specifications

Mercury frame with Swing & Stance Hydraulic cylinder, this tough knee utilises the safe 25mm geometry and has super strong needle roller bearings throughout.


Experience what our trials have proven: the Mercury Hi-Activity

provides the best combination of strength and functionality for your active amputees.

**Size and Weight:** Lighter and smaller than before from 700g (excluding cylinder) and 23.1cm tall

**Attachments:** Accepts standard 4-bolt options for short builds plus an optional sliding and rotating adaptor is available. Your choice of 30mm clamp or distal pyramid

**Safe and Stable:** Proven 25mm Geometry offers users familiar confidence



endolite  
get busy living

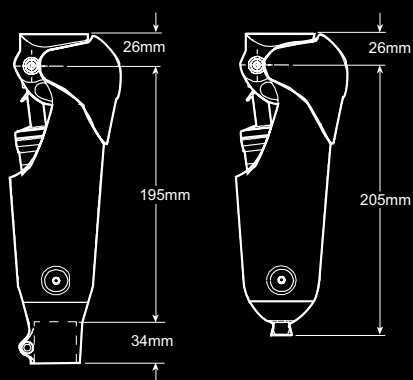
**Part number:**  
 MH30  
 MH30 SWING  
 MHPYR  
 MHPYR SWING

Max. user weight/activity level: 150kg/3  
 Max. user weight/activity level: 145kg/4  
 Component weight: 1.13kg  
 Build height: see diagram\*  
 Control unit: endolite hydraulic

**Accessories:**  
 Mercury discontinuous cosmesis kit - see below

Fitting instruction: Knee - 938251  
 Control - 938216

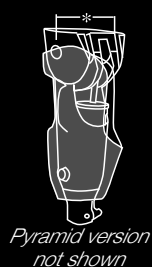
**Build Heights:\***



**Socket Adapters**



**Mercury discontinuous cosmesis kit:**





Distal attachment and cylinders	Discon Small *100mm with cylinder	Discon Medium *110mm with cylinder	Discon Small *100mm no cylinder	Discon Medium *110mm no cylinder
30mm Castance	MHD30S	MHD30M	239037	239038
Pyramid Castance	MHDPYRS	MHDPYRM	239040	239041

Supplied with knee ball and support sleeve. Shin only - 239752



Parts	Description	Dimension		Wall dimension
		Distal	Proximal	
561014	Shin Fairing	85 mm	135 mm	27mm
561015	Shin Fairing	85 mm	155 mm	27mm
561012	Shin Fairing	85 mm	175 mm	27mm
561001	Thigh Fairing	115 mm	175 mm	27mm
561004	Thigh Fairing	140 mm	200 mm	27mm
561051	Thigh Fairing	140 mm	190 mm	12mm
561052	Thigh Fairing	100 mm	150 mm	12mm
580048	Shin Sleeve			
572501	Knee ball small			
572502	Knee ball medium			
572504	Support sleeve			



**endolite**  
 get busy living

Chas A Blatchford & Sons Ltd, Lister Road, Basingstoke, Hampshire, RG22 4AH, United Kingdom, [www.endolite.co.uk](http://www.endolite.co.uk)  
 Customer Services, Tel: +44 (0) 114 263 7900, Fax: +44 (0) 114 263 7901, [sales@blatchford.co.uk](mailto:sales@blatchford.co.uk)